

Portable Operation

Presented by

Julie VK3FOWL and Joe VK3YSP



Topics

- Introduction
- Prepare it
- Share it
- Enjoy it
- Be responsible
- Be safe
- Be heard
- Be seen
- Be smart
- Get going
- Have fun
- Learn more

Introduction

Portable Amateur Radio operation can enhance your enjoyment of almost any outdoor activity and provide an even greater incentive to get out and about, see our beautiful country, meet interesting people and live a healthier lifestyle.



Portable operation while camping



Portable operation while bushwalking



Portable operation while birdwatching

Introduction

Portable operation is easy, fun, safe, healthy and worth doing. Take your radio gear along with you the next time to venture out. You will be surprised what you can do with a portable Amateur Radio setup.

But first, here are a few tips and tricks to help you get the most out of your next radio expedition. Good luck!



Portable operation while maritime mobile



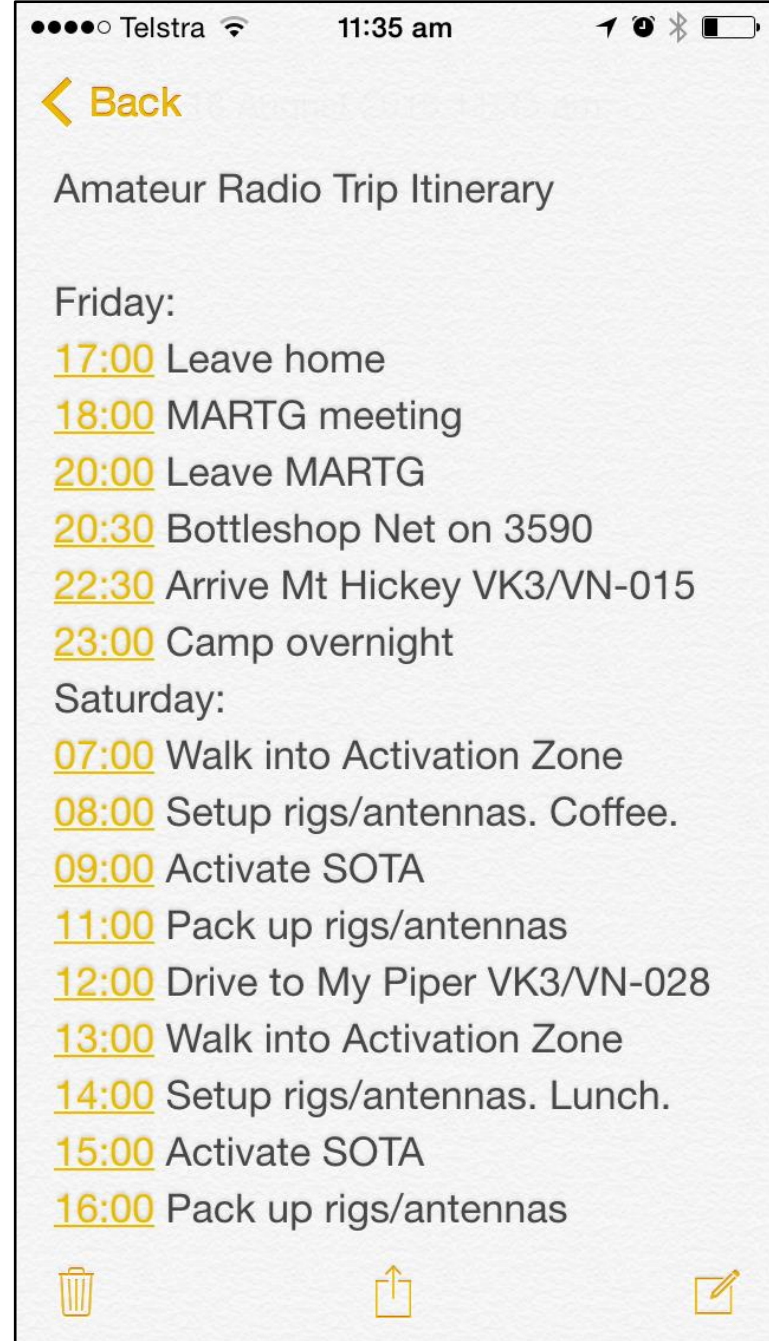
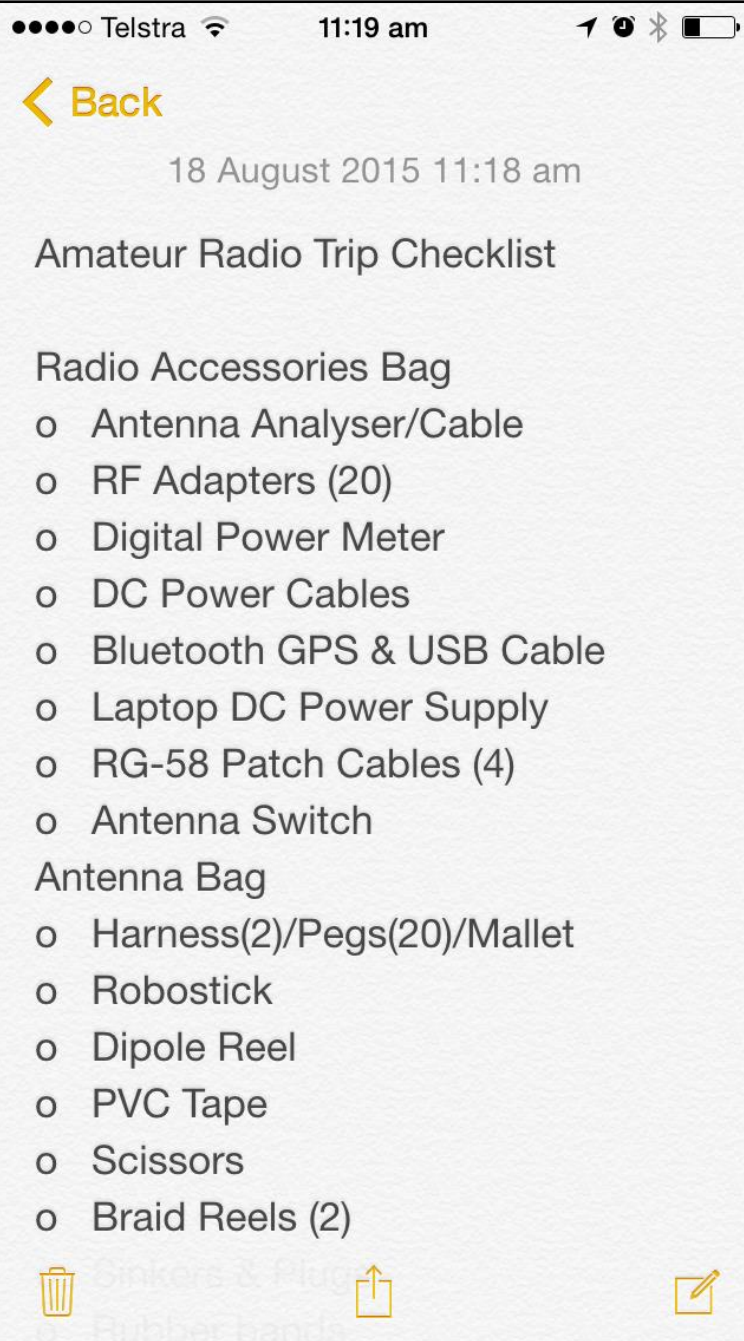
Portable operation in the Grampians



Portable operation demonstration

Prepare it

- Create a checklist of everything you'll need. It is the obvious things you forget. Revise it as you go.
- Check and service your car, caravan, tent, backpack, camping gear or whatever it is you need
- Work on your touring, camping, bushwalking or hang-gliding skills, or whatever it is you do
- Figure out when, where and how you can responsibly include Amateur Radio operation into your trip



Portable operation checklist and itinerary

Prepare it

- Get your radio gear, power supply, cables and antenna setup working properly at home first
- Make sure your equipment is safe, sound, protected and will survive the expected conditions
- Try a practice portable session at your local park (STCA)



Practice portable operation set up near your home



Oakleigh Horizontal Antenna Test Range and Cricket Pitch



Oakleigh Vertical Antenna Test Range and Bocce Court



Chelsea beach Environmental Test Facility and Picnic Area



Chelsea beach Portable Equipment Field Trials and Wind Tunnel Test



Chelsea beach Solar Radiation Test

Prepare it

- Plan your route, distances, travel times and operating periods
- Create a relaxed itinerary and have a bad weather contingency plan
- Use Google Earth satellite view to locate access roads, walking tracks, camp sites, facilities and trees
- Checkout good portable operating spots including mountain peaks, coastline, lakes, rivers and parks
- Pack everything, fuel the car and charge your batteries the day before you go




Share it

- Take someone with you: Involve them in your radio station set up, operations and logging
- Inform other Amateurs of your trip; invite them along or invite them to meet you there.
- Travel in a radio-linked convoy or meet at pre-arranged checkpoints
- Drop in on Amateurs who live along the way and show them your portable setup



BLACK CAVIAR
SIRE: BEL ESPRIT DAM: HELSINGE
BORN: GILGATE FARM
NAGAMBIE - AUGUST 2006
BREEDER: R. JAMESON


Meeting Peter VK3FPSR and Karen at Nagambie



Visiting Bob VK3FLAK and Amanda VK3FQSO at Wedderburn



Activating Lerdererg SP with Tony VK3VTH and Sheryl



Attending "QRP By The Bay" with Peter VK3YE

Share it

- Post your trip details on Yahoo groups: KRMNPA, VKWWFF, SOTA etc
- Post alerts on Parks N Peaks and SOTAwatch websites
- Create your own website with all the details of your trip and then send around links via e-mail
- Advertise your expedition on the weekly WIA News Bulletin

Groups Home

krmnpa 11

SOTA_Australia 92

wwffaustralia 20

Int_Mus

LTspice 99+

barrettqmac

All My Groups

Manage My Groups

Create a Group +

Terms

Privacy

Guidelines

Feedback

Help

Blog



Keith Roget Memorial National Parks Award

Restricted Group, 76 members

Conversations Photos Files About More

Membership ?

Topics Messages

Message # Search Refresh Actions New Topic

: Two Grand Slam Awards a...

Hi Tony, Thanks to you and all the others on this forum for your very kind words, but it has to be said that it was you, Tony, who introduced Julie and me to vk3ysp • 12:48 am • #1560

: Two Grand Slam Awards a...

Congratulations, Joe and Julie!! xoxo You guys certainly get out there promoting the hobby and because of you both, I started taking an active interest in geobutterfly79 • 10:30 pm • #1559

: Two Grand Slam Awards a...

Congratulations Julie and Joe, what an effort, well done. You both certainly contributed to mine, and no doubt many others, achieving various KRMNPA hunter vk5av • 7:53 pm • #1558

: Two Grand Slam Awards a...

Hi all, Two very worthy recipients. Congratulations Julie and Joe. Cheers, Paul, VK5PAS. vk5pas • 5:47 pm • #1557

Re: Two Grand Slam Awards a...

Hi Julie and Joe Congratulations to you both. It is a great achievement and I always like having contacts with you both and you have enabled me to add quite a John Dawes • 1:07 pm • #1556

Re: Two Grand Slam Awards a...

Congratulations Julie and Joe! It has been a pleasure working you from many parks and meeting both of you at various places during your journeys. 73 Peter Peter Fraser • 12:27 pm • #1555

Trending Topics See All

- Two Grand Slam Awards achieved! 7 Posts
- Activation Weekend update on A... 10 Posts
- Delete Lke Eildon, Insert... 4 Posts
- St Arnaud 14 Posts
- Terrick Terrick NP activation 4 Posts

2016 Subaru WRX

Our Best WRX Yet! Test Drive It's Raw Power For Yourself.



Yahoo Groups for KRMNPA/SOTA/WWFF/IMW etc



[VK Spots](#) [VK Alerts](#) [VK History](#) [VK WWFF](#) [KRMNPA](#) [SANPCPA](#) [VK QRP](#) [VK Summits](#) [VK Parks](#) [Help](#)

[KRMNPA](#) Status

Last Update - Tue, 18 Aug 2015 0:50 UTC - Tue, 18 Aug 2015 10:50 AEST

You are logged in as VK3YSP. Local SOTA Spots. All Audio Alerts.

[Add Spot](#) [Delete Spot](#) [Add Alert](#) [Edit Alert](#) [Edit User Data](#) [Logout](#)

Solar-Terrestrial Data		
17 Aug 2015 2159 GMT		
Calculated Conditions		
Band	Day	Night
80m-40m:	Poor	Fair
30m-20m:	Fair	Fair
17m-15m:	Poor	Poor
12m-10m:	Poor	Poor
http://www.n0nbh.com		
Copyright Paul L. Herriman 2011		

Active Blogs

[VK1DA](#)
[VK1EM](#)
[VK1NAM](#)
[VK2IO](#)
[VK2JI](#)
[VK3ARR](#)
[VK3HN](#)
[VK3HRA](#)
[VK3IL](#)
[VK3YY](#)
[VK5BJE](#)
[VK5PAS](#)

VK Groups

[VKCW.net](#)
[VK QRP Club](#)
[SOTA Australia](#)
[SOTA VK1](#)
[SOTA VK2](#)
[SOTA VK3](#)
[KRMNPA](#)
[SANPCPA](#)
[WWFF](#)

Links

[Space Weather](#)
[SOTAWatch](#)
[SOTA Mapping Project](#)

Current KRMNPA Activity

Upcoming KRMNPA Activity

Thu, 15 Oct 2015 Afternoon VK3VTH/P on 7.105 SSB in Lower Goulburn NP

Sat, 14 Nov 2015 Afternoon VK3VTH/P on 7.105 SSB in Alfred NP Activation weekend

Sat, 14 Nov 2015 Morning VK3VTH/P on 7.105 SSB in Coopracambra NP Activation weekend

Sat, 14 Nov 2015 Afternoon VK3PMG/P on 7.100 SSB in Little Desert NP

Sat, 14 Nov 2015 Morning VK3FQSO on 7.100 SSB in Kara Kara NP

Sat, 14 Nov 2015 All Day VK3BYD/P on 7.032 SSB in Burrowa-pine Mountain NP also sota trip, Sat and Sun check for updates on sota watch

Sat, 14 Nov 2015 All Day VK3YSP/P on 7.095 SSB in French Island NP

Sat, 14 Nov 2015 All Day VK3FOWL on 7.095 SSB in French Island NP

Sat, 14 Nov 2015 Morning VK5PAS/3 on 7.144 SSB in Port Campbell NP KRMNPA Activation Weekend. Also VKFF-420

Sun, 15 Nov 2015 Afternoon VK3PMG/P on 7.100 SSB in Grampians NP

Sun, 15 Nov 2015 Morning VK3VTH/P on 7.105 SSB in Croajingolong NP Activation weekend

Sun, 15 Nov 2015 Afternoon VK3VTH/P on 7.105 SSB in Lind NP Activation weekend

Sun, 15 Nov 2015 All Day VK3YSP/P on 7.095 SSB in French Island NP

Sun, 15 Nov 2015 All Day VK3FOWL on 7.095 SSB in French Island NP

ParksNPeaks Website by Allan VK3HRA



[Home](#) | [Spots](#) | [Alerts](#) | [Summits](#) | [Reflector](#) | [Website](#) | [Database](#) | [Video](#)
[Photos](#) | [Recent Info](#) | [Shop](#) | [Mapping](#) | [Facebook](#)

This page refreshes every 1 minute. Last updated 00:53:00 UTC.

Latest Spots

>> [more spots](#)

- Tue 00:42 WOMNA & WOERI on [WOM/SF-001](#) 7.190 ssb**
 QRT. May come back later yet this day. (Posted by WOMNA)
- Tue 00:35 WOMNA & WOERI on [WOM/SF-001](#) 7.190 ssb**
 Please work us both. (Posted by WOMNA)
- Tue 00:22 WOMNA & WOERI on [WOM/SF-001](#) 14.347 ssb**
 Please work us both. (Posted by WOMNA)
- Mon 23:11 N5YAV on [W4A/PT-001](#) 14.346 ssb**
 McCoy calling CQ (Posted by KC3RT)
- Mon 22:42 WBOUSI/P on [W7N/ES-093](#) 14.0615 cw**
 QRT got enough - conditions poor THANKS CHASERS !!! (Posted by WBOUSI)
- Mon 22:38 IW2NHE on [EA8/TF-001](#) 14.285 ssb**
 From 18/08 at 9 utc +/- 1 h (Posted by IW2NHE)

Upcoming Activations

>> [more alerts](#)

- Tue 00:45 WOMNA & WOERI on [WOM/SF-001](#) 14.347-ssb, 7.190-ssb**
 Work us both, please. (Posted by WOERI)
- Tue 02:30 VK1VIC on [VK1/AC-037](#) 146.500-fm**
 First activation (Posted by VK1VIC)
- Tue 08:15 GW8XYJ on [GW/MW-028](#) 144-ssb, 145-fm**
 Time +/- 30 mins (Posted by G8XYJ)
- Tue 08:30 G0EVV/P on [G/NP-023](#) 7.033-cw, 7.118-ssb, 5.398-ssb, 10.118-c**
 (Posted by G0EVV)
- Tue 09:00 M0FMF/P on [G/SC-???](#) 14-cw, 18-cw, 7-cw, 7-ssb**
 more SC summits, (Posted by M0FMF)
- Tue 09:30 CT2JLS/P on [CT/BT-008](#) 7.188-ssb, 14.288-ssb, 145.525-fm**
 (Posted by CT2JLS)

Reflector Latest

[SOTA NEWS AUG 2015 Part 2](#)

by G4SSH, #3 by G4YSS, 15days ago

[SOTA NEWS AUG 2015 Part 1](#)

by G4SSH, #2 by G0VOF, 17days ago

[SOTA during geomagnetic storm](#)

by KX0R, #14 by M0FMF, 6hrs ago

[SOTA Map not working](#)

by YO2MSB, #50 by MW0WML, 4hrs ago

[YO/xxx](#)

by SP9AMH, #15 by G8ADD, 5hrs ago

[F/AM-697 : Many thanks to Mik](#)

by JG1XMV, 6hrs ago

[Visit to Belgium, Germany, Cze](#)

by MW0WML, #2 by G6TUH, 8hrs ago

[2 new video EC2AG](#)

by EC2AG, 10hrs ago

[Jürg, HB9BIN passed 5000 acti](#)

by HB9BQU, #21 by HB9BIN, 10hrs ago

[Holiday EC2AG&BEGO Report p](#)

by EC2AG, #2 by G6TUH, 11hrs ago

[August 2015 E7/BO activations](#)

by S54MTB, 12hrs ago

[G4YSS: Planned Pen-y-Ghent G](#)

by G4YSS, #2 by G4SSH, 13hrs ago

[Advising needed for 14 mhz gp](#)

by EA2CW, #26 by OZ1LQO, 13hrs ago

>> [more topics...](#)

[Home](#) | [Spots](#) | [Alerts](#) | [Summits](#) | [Reflector](#) | [Website](#) | [Database](#)
[Video](#) | [Photos](#) | [Recent Info](#) | [Shop](#) | [Mapping](#) | [Facebook](#)

© 2006-2014 Summits On The Air. See our [Acceptable Use Policy](#).



International Museums Weekends 2015

[Home](#)
[Registration](#)
[2015 Stations](#)
[Past Events](#)
[Station Numbers](#)
[Awards](#)
[Forum](#)
[Info](#)
[Guidelines](#)
[History](#)

List of registered Museums

The list of Museums which have so far registered for IMW 2015

Please Note: If you have a Web link to your own club or museum, we can include it within the list on this page, if you fill in either or both of the Web link entries in your registration form.

Map of Registered Stations

Entry	Callsign	Museum	Dates	Town	Locator	Freq/Modes	Operators
5002	GB0SNB	Secret Nuclear Bunker	1+2 3+4	Brentwood/ Ongar	JO01DQ	HF VHF	B.R.E.S.
5008	GB2PPS	Papplewick Pumping Station	3	Mansfield	IO93KB	HF	Mansfield ARS
5013	GB0YAM	Yorkshire Air Museum	1+2 3+4	York	IO93MW	HF CW AM	DVARs
5014	GB2MOF	East Fortune Museum of Flight	1+2	Haddington	IO85PX	HF	Cockenzie & Port Seton ARC
5016	GB2NWA	North Weald Airfield	1+2 3+4	North Weald	JO01BR	HF VHF	LEFARS
5021	GB2OWM	Orkney Wireless Museum	3+4	Kirkwall	IO88MX	HF	GM3IBU
5023	GB2NAM	North East Aircraft Museum	1+2	Nr. Sunderland	IO94GW	HF VHF	B. Aucklnd. RAC
5024	GB2CPM	Amberley Museum & Heritage Centre	1+2 3+4	Arundel, Sussex	IO90RV	HF	Amberley Museum's ARC
5026	GB4SMH	RAF Signals Museum	1+2 3+4	Hitchin Herts	IO92UA	HF	RAF Henlow ARC
5038	GB2RN	HMS Belfast	1+2 3+4	London	IO91XM	HF VHF CW	RNARS (Affiliated) London (HMS Belfast) Group
5066	GB0HMG	Harlow Museum	1+2 3+4	Harlow	JO01BS	HF VHF CW PSK	Harlow & DARS
5071	GB0RMM	Royal Marines Museum	3+4	Portsmouth	IO90LS	VHF CW	Hornedean & DARC
5077	GB2POW	Eden Camp	1+2 3+4	Malton	IO94OD	HF VHF CW E	Peterlee ARC
5093	GB2ATM	East Anglia Transport Museum	1+2	Lowestoft	JO02TK	HF VHF	Lowestoft District & PYE ARC
5099	GB0FP	Fort Paull	1+2 3+4	Hull	IO93VR	HF VHF PSK	Humber Fortress DX ARC
5109	GB0BAB	Burtonwood Air Base Museum	3+4	Warrington	IO83QJ	HF VHF	Warrington ARC
5124	GB8CC	Conisborough Castle	1+2 3+4	Doncaster	IO93JL	HF VHF CW IRLP	Mexborough & D.A.R.S
5134	GB0APS	Abbey Pumping Station Museum	3+4	Leicester	IO92KP	HF SSTV	Leicester RS
5166	GB2RRM	Ramsey Rural Museum	3+4	Ramsey, Cambridgeshire	IO92WK	HF VHF CW	Huntingdonshire ARS
5167	GB2MOP	Internal Fire Museum of Power	1+2 3+4	Cardigan, Wales	IO72SC	HF VHF CW	GW7EUL (Mike)
5179	GB4WWM	Wellesbourne Wartime Museum	2, 4	Wellesbourne, Warwick	IO92DE	HF	G0MRH
5180	GB2MKM	The Milton Keynes Museum	1+2	Milton Keynes	IO92OB	HF	M1EPM

International Museums Weekend Website



Details

Last Updated on Tuesday, 18 August 2015 00:48

Published on Friday, 12 June 2015 11:08

Hits: 1413



19th ANNUAL INTERNATIONAL LIGHTHOUSE/ LIGHTSHIP WEEKEND

0001 UTC 20th AUGUST 2016 TO 2400 UTC 21st AUGUST 2016 (48 hours or part thereof).

OFFICIAL LIST OF ENTRANTS - 2016 Total= 42

Contact event organizer, (Kevin VK2CE): [Click here](#). Google Earth File: [download here](#):

ILLW Lighthouse/Lightship numbers are: [HERE](#). See also the "Guidelines" about Numbers. Callsign Lookups:[HERE](#)

Event Spotter Page: [Here](#).

Country	Call	Lighthouse Name	ILLW No.	QSL Route and other info.	Web
Argentina	LU6DM	Faro Punta Medanos	AR0012	Direct +SASE see web site or QRZ.com	Web
Argentina	LU9JMG	Stella Maris	AR0020	SASE Juan Peron 205 Concepcion del Uruguay Entre Rios 3260	
Argentina	LW3DSR	Querandi	AR0034	PO Box 265, CP7600. See web site	Web
Australia	VK2ATZ	Norah Head	AU0024	Buro (Westlakes ARC)	Web
Australia	VK3DX	Lady Bay Upper & Lower	AU0049-96	QRZ.com	Web
Australia	VK3IH	Cape Liptrap	AU0037	Buro or direct.	
Australia	VK3ILH	Cape Wickham, King Island	AU0082	QSL manager VK3CAM via buro	
Australia	VK3SPL	Split Point lighthouse	AU0032	Buro	Web
Australia	VK3VTH /7	Currie Light, King Island	AU0016	Buro	

International Lighthouse and Lightship Weekend Website



World Wide Flora & Fauna LogSearch

[Home \(Search\)](#) | [My Awards](#) | [Top Operators](#) | [Reference Report](#) | [Who's Who](#) | [FAQs](#)

WWFF Log Search



For discussion, activation alerts or to report any problems or make suggestions in the [WWFF Forum](#)

Service Status

2015-07-27: Spanish Activator and Hunter awards, EAFF-A and EAFF-H, now available through LogSearch!

2015-05-26: Release v1.00-00 of [an Excel template for CSV log files](#) can be downloaded.

Activators please check your stats for any missing activation logs... and let us have any missing ones!

Login Successful!

Welcome back.

Search Logs

Logsearch Callsign

Callsign:

☒ Hunter ☐ Activator

Display:

Note: search will include any suffixes (eg /A, /M, /P etc)

Latest Awards Issued

Last 25 awards issued

Award	Callsign	Awarded
SPFF-H-414	9A4FM	2015-08-17
WWFF-H-44	DF2AJ	2015-08-17
WWFF-H-2244	ON5SY	2015-08-17
SPFF-H-36	YO2ADQ	2015-08-17
WWFF-H-4444	ES1IP	2015-08-17
SPFF-H-804	SP1MVG	2015-08-17
WWFF-H-352	SA5BVE	2015-08-17
OEFF-H-Bronze	HA0ML	2015-08-17

Latest Log Uploads

Last 25 uploads

Upload	Activity Dates	Reference	Callsigns
2015-08-17	2015-07-10 - 2015-08-16	YUFF-003	YT2AZD/P
2015-08-17	2015-08-16 - 2015-08-17	EAFF-127	EA5KB/P
2015-08-17	0000-00-00	OKFF-0813	OK1IN/P
2015-08-17	2015-07-11 - 2015-07-26	OKFF-0021	OK1IN/P
2015-08-17	2015-07-25 - 2015-07-26	OKFF-0021	OK1IN/P
2015-08-17	2015-08-06	OKFF-0068	OK1HCG/P
2015-08-17	2015-08-11	OKFF-0988	OK1XZ/P
2015-08-17	2015-08-07 - 2015-08-09	OKFF-0371	OK1XZ/P

World Wide Flora & Fauna LogSearch Website

Share it

- Pre-arrange mobile and night-time QSO schedules with your buddies
- Use APRS to regularly broadcast your GPS location to others
- Have QSOs on the way: It reduces fatigue, shortens the trip and lets everyone know your ETA.
- Call in on local repeaters. See who is about and let them know where you are heading.
- Create your own following and share the fun with everyone

**Cobboboonee
National Park**

*"Ngatjanwar warree pa lakay teen Gundijmara mirring"
(Welcome brothers and sisters to Gundijmara Country)*

Welcome

PARK INFORMATION 13 1963



Department of
Parks



KRMNPA Road Trip: 45 parks in 18 days and 5,500kms



HF/VHF/UHF/4G/GPS/APRS



Typical National Park campsite: OCF dipole at 15m



Quick activation at Wyperfeld NP

Enjoy it

- The long journey there and back is just as important as the short portable operation
- Leave early, refreshed, and don't be in a hurry to get there
- Think about where you are, not just where you want to be. Enjoy the moment.



An NPN Junction



A Gum Tree



Enjoy it

- Take the scenic route, visit a lookout, have a picnic, smell the roses
- Play I-Spy, sing songs, stop for geocaching, especially with the kids
- Practice your SOTA and DX code of conduct procedures on the air



Taking the scenic route...



4WD Track Closed

...Damn it!

Enjoy it

- Operate calmly; work the pile up first, then QSY to have a rag-chew with your mates
- Stay QRV for the afternoon if you can, try different bands and modes. Make a snack and boil a billy.
- Camp overnight, work some rare DX without all of the city QRN
- Wake up early, go fishing or bushwalking and checkout the surrounding area



Heading off on a amateur radio fishing trip



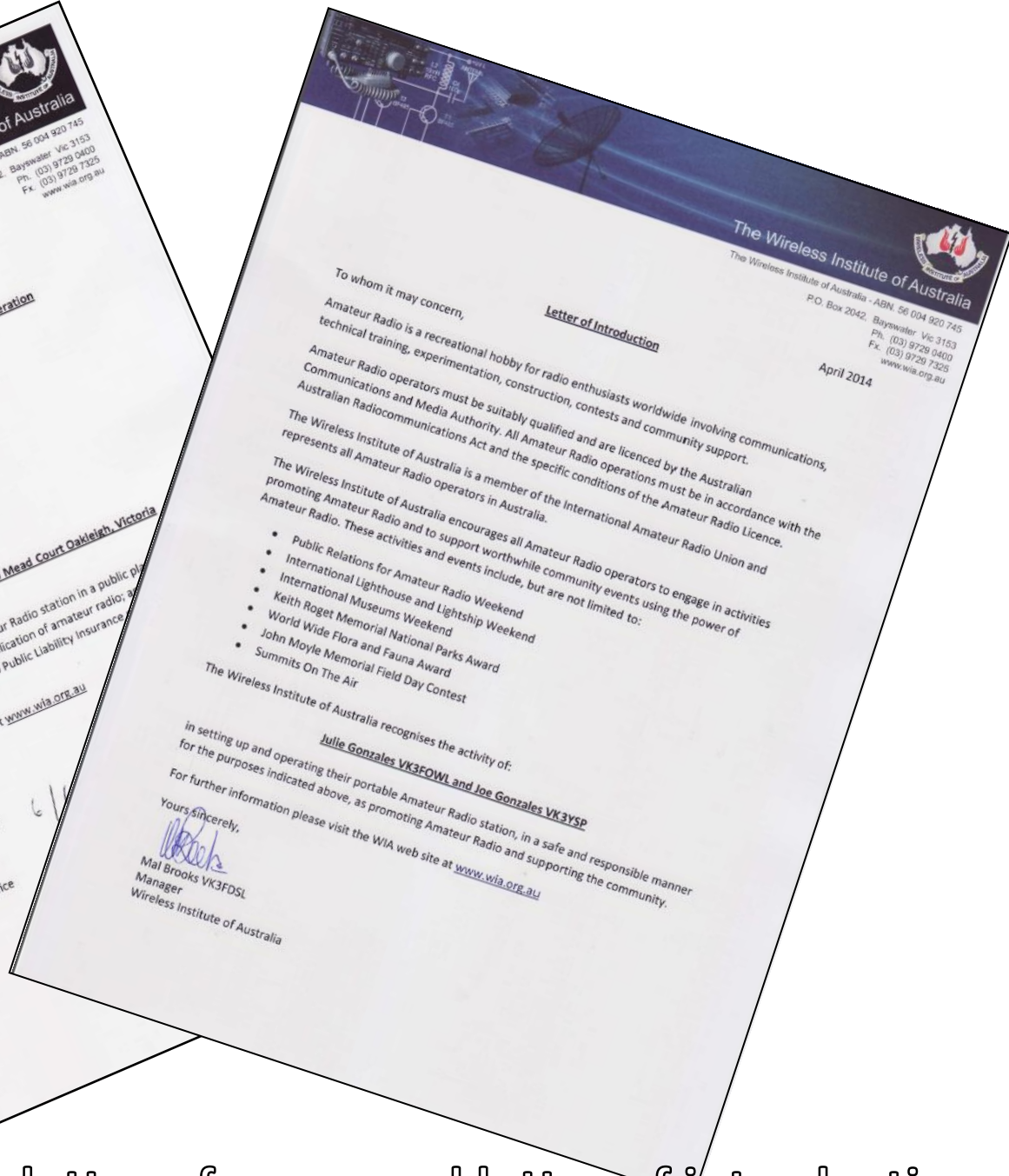
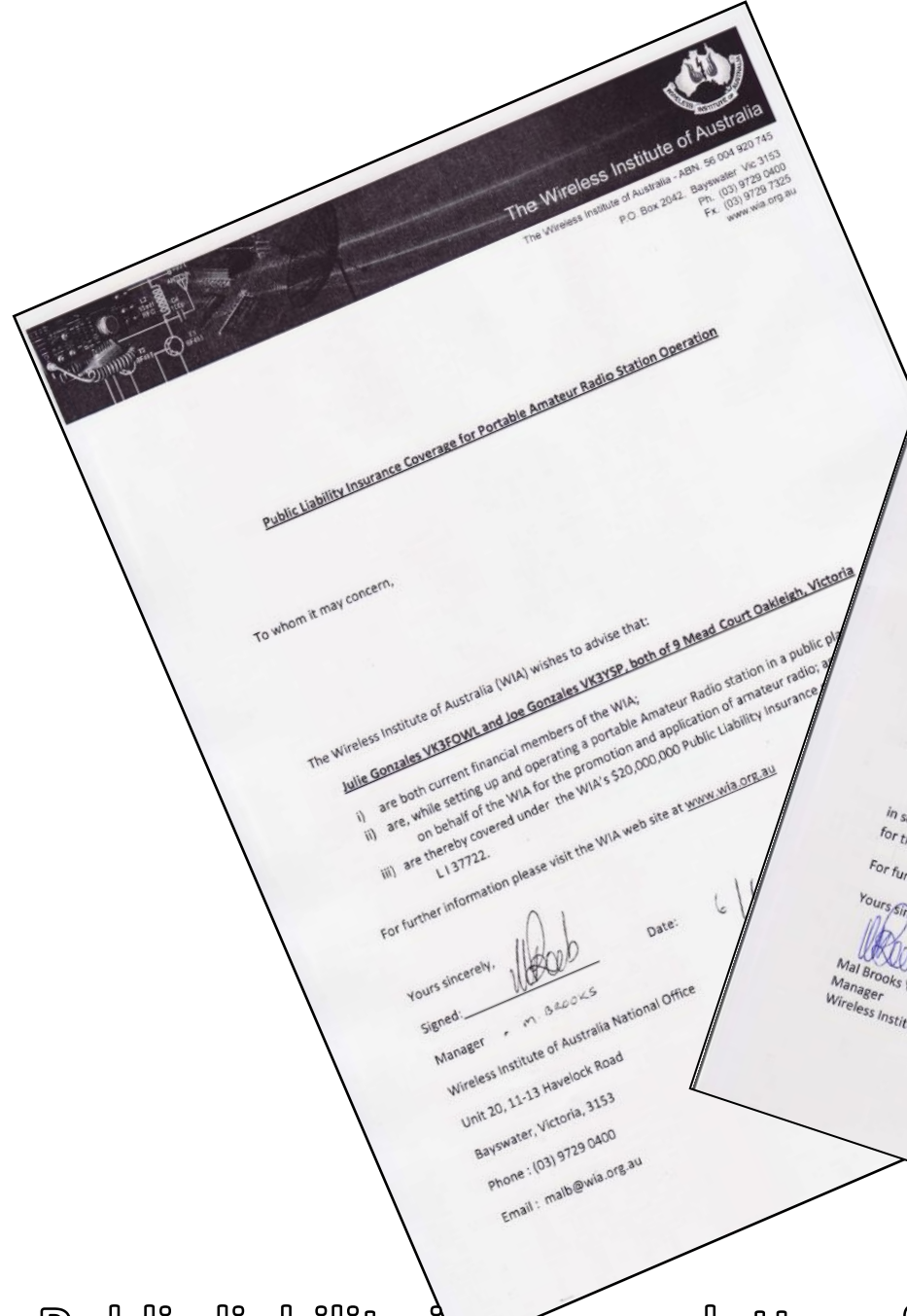
Portable operation at Lake Jindabyne NSW



Maritime Mobile at Blue Rock Lake Vic

Be responsible

- Get a signed Letter of Introduction from your club
- Check your club's Public Liability Insurance
- Get a copy of the club's Certificate of Cover. Some venues will mandate it.
- Drive and park your vehicles responsibly. Close all gates. Don't scare animals or disturb the peace.



Public liability insurance letter of cover and letter of introduction

Be responsible

- Apply for a council permit – check the by-laws for the setting up of stalls and the placing of signage
- Make a courtesy call to the property owners when you arrive on the site
- Get the property owners to sign a permission certificate, waiving their responsibilities of course



MUSEUM VICTORIA MELBOURNE MUSEUM
SCIENCE WORKS IMMIGRATION MUSEUM
ROYAL EXHIBITION CENTRE


15 May 2015

JOE GONZALES, VK3YSP
9 MEAD COURT
OAKLEIGH, 3166

Dear Mr. Gonzales,

Museum Victoria has no objection to you conducting the following activity:

- a) The setup and operation of one (1) self-contained, mobile, Amateur Radio station;
- b) in the parkland adjacent to the entrance of the Melbourne Museum, at 9 Nicholson St Carlton;
- c) for the purpose of promoting the Museum at the Amateur Radio International Museum Weekend;
- d) on the weekends of 20-21 June 2014 and 27-28 June 2015;
- e) from 9am to 9pm local time;
- f) using the name, address and images of the Museum, on web sites and news bulletins, for this event;
- g) including the dissemination of Museum brochures and event information;
- h) under the condition that Museum Victoria accepts no liability whatsoever for this activity.


Carolyn Jones
External Relations Manager
Museum Victoria
GPO Box 666
Melbourne VIC 3001



Borough of Queenscliffe
Queenscliff & Point Lonsdale, Victoria, Australia

LOCAL LAWS PERMIT

(Local Law No.2, 2010 Clause 14)

25 May 2015

Permit No: **621**

Permit to Erect a Booth or Stall

Responsible Person:

Joseph Gonzales
9 Mead Court
OAKLEIGH 3166


LOCATION:

Ocean View Car Park

This permit is valid from 14/08/2015 until 16/08/2015

Permit Conditions:
This permit must be available upon the request of an authorised officer.

This permit applies only to the Borough of Queenscliffe.
A person must not behave on Council land in a manner which causes interference with the quiet enjoyment by any other person using Council land or living in close proximity to Council land.
A person must not behave on Council land contrary to any conditions or signs that contain conditions applying to the use of Council land or contrary to any direction of an authorised officer.
Council or its authorised officer reserves the right to revoke this permit at any time.
No Local, State or Federal Law is to be contravened.
Camping on-site is not permitted.
Set up as per application details.
No directional signs to be placed remotely from area of usage.


Steve Nelson
Law Enforcement Officer

50 Learmonth Street (PO Box 93)
Queenscliff, Victoria, 3225

This permit must be kept with the responsible person at all times whilst in use.

P 03 5258 1177
F 03 5258 3315

E info@queenscliff.vic.gov.au
www.queenscliff.vic.gov.au

ABN 47 294 157 406

Letter of permission and council permit

Be responsible

- Conduct setup and operations professionally and safely
- Set up your station in plain view but away from public thoroughfares
- Observe Total Fire Ban restrictions and all signs
- Leave the site as you found it, or even better: Bring along a garbage bag and clean up any litter



Be seen, but don't get in the way or obstruct the view

Be safe

- Tell others where you are going and when you intend to return
- Bring adequate clothing, hats, sunscreen, maps and a first-aid kit
- Check the weather forecast and the weather radar
- Get a hands-free mobile kit for operating in the car

Be safe

- Have a break on long trips, share the driving, stop for coffee and a snack
- Avoid storms, lightning, bushfires, camp fires, falling branches, snakes and cliffs
- Exercise great caution with batteries especially LiPo and LiFePo₄.
- Read battery warnings carefully. Don't short, overcharge or over discharge any battery.



Storm damage during JMMFDC

Be safe

- Pack portable batteries carefully. Don't carry them in your pockets. Don't drop them.
- Don't compromise the integrity of your car firewall or its electrical wiring
- Connect direct to your car battery via your own fused cables. Keep them away from hot surfaces.
- Use lightning protection, grounding and heavy ground cables



Ground rod connected to lightning arrester

Be safe

- Use overcurrent protection on your auxiliary battery to avoid car fires
- Avoid tripping, electric shock and EMR hazards
- Use caution tape and keep-out signs around your guywires and pegs
- Lock your car, remove your valuables and hide your stuff from view if you leave the campsite



Safety First!

Be heard

- There is not much point going portable and/or QRP if no-one can hear you.
- You often have a low-noise receive advantage, but a low-power transmit disadvantage
- Carefully consider your frequency, TX power, mode, antenna type, time of day and propagation
- The easiest solution is to bring along the best antenna you can carry, and to rig it well



Flat-top antenna using squid poles

Be heard

- Rig antennas in a clear area as high as possible using masts, squid poles or available trees
- You can get up to 9m with a mast or squidy or up to 20m with a line launcher and available trees
- A flat-top centre-fed dipole is 3db better than an inverted V or an end-fed at the same height
- Resonant single band antennas are always better than non-resonant multi band antennas





Self supporting squidpoles for a lightweight, flat-top dipole

Be heard

- Use parallel line and an ATU on non-resonant antennas, or thin coax line on resonant antennas
- Try CW or digital modes
- Experiment with bands, operating times, antennas and propagation at home before you go
- Combine awards like KRMNPA and WWFF with other contests and be spotted on the DX cluster

●○○○○ Telstra 9:19 pm

Spot	DXCluster	
1108	heard in PA	
IZ8NWA	14200.0	IB0/IZ8NWA
1109	iota eu-045 wail la-005	
IK8TEO	14013.1	6V7S
1109	up 1	
R4CA	7011.0	HT5T
1110		
K4ED	7202.5	W1AW/4
1111	Calling CQ; lonely	
PE2K	14070.7	RL70BO
1112	BPSK63	
JR1GJP	7011.7	HT5T
1113	cq	
IZ1UJE	14260.0	OH2YOTA
1113	op. Jindra YOTA	
MM0XXW	14260.0	EI8EM
1115	swl 59 hr	
RM6J	14180.0	RN3F/1/M
1117	RDA NV-06 now	
I7WAN	7062.0	IT9CKW
1117	tnx	

 DXCluster
 Alarm
 Filters

DXCluster app

Be seen

- Don't be embarrassed by Amateur Radio – It is a great hobby and people are genuinely interested
- Actively meet and greet onlookers: Spend some time educating them about Amateur Radio
- Introduce Amateur Radio as a rewarding, fun, friendly and easy to join activity for everyone
- Explain what you're doing, today, and who you are talking to. Keep them interested, don't be pushy.
- Explain the basic equipment and antennas needed; Also clubs, meetings, hamfests, contests etc.



International Museums Weekend at Melbourne Museum



An Amateur Radio interactive museum exhibit!

Be seen

- Provide an on-air experience: “Would you like to press this button and say hello to John on the air?”
- Display a world prefix map, a Morse key, AR magazines, a WIA poster, a FAQ sheet and pictures
- Handout WIA brochures and foundation course dates and contact details
- Talk to park rangers. Explain you’re promoting the parks and the environment using Amateur Radio.

Become part
of a global community

"Calling CQ..."

Open a whole new world!

- Make Amateur Radio contacts with people world-wide
- Develop new and interesting friendships
- Experiment with the latest communications technologies
- Take it with you in your car or boat
- Or just have a chat

Amateur Radio goes where you go: QW, camping, sailing, just about anywhere. Ideal for school activities and scouting. Enjoyed by people of all ages.

Become a Radio Amateur

Get involved with Amateur Radio today, weekend training courses and the "Your Entry into Amateur Radio" training manual will guide you through everything you need to know. Many Radio clubs run courses.

Go to www.wia.org.au for more information.

100 YEARS
Wireless Institute of Australia
100 Years Celebrating 100 Years
PO Box 1044, Alexandria NSW 1535
Australia
radio@wia.org.au
www.wia.org.au



PR4AR setup at Bunnings



Simultaneous HF/VHF/UHF voice and data modes

AMATEUR RADIO FREQUENTLY ASKED QUESTIONS

What on earth are you doing?
This is the most frequent question we get asked when operating our Amateur Radio station in a public place. It would be tempting to answer "Searching for Extra Terrestrial", or "Detecting Paranormal Phenomena". Certainly this description fits the picture of the strange equipment, antennae and the weird sounds emanating from the station. The simple and honest answer is: "We're just having fun using our Amateur Radios to make new friends"

What is Amateur Radio?
It's a way to have fun and make friends with lots of people from all walks of life from all over the world. It's a licence to have a conversation with anyone, on an equal footing, without any introductions. You just pick up the mic and go!

How do you meet people on Amateur Radio?
You can have a casual on-air conversation with any Amateur Radio operator anywhere. However, some will soon become your best buddies and then you'll want to chat with them every Tuesday night, meet them face to face, have BBQs, swap radio gear, go to Hamfests together, introduce your children to their children etc, etc... It gets a bit complicated from there on in. But that's life, I guess.

Isn't Amateur Radio just for nerds?
Amateur Radio is for anybody who wants to have fun on the air with radios. You can talk all about your pets, your garden, your motor bike or your mortgage. But you will also hear serious technical conversations about transmitters, antennas and something called "ionospheric propagation". There is actually a lot of technology "under the covers" in Amateur Radio. Your Amateur Radio licence will ensure you know enough about Amateur Radio to operate your station safely and responsibly. From then on, it is up to you to decide how technical things get. And, yes, if you are a nerd, Amateur Radio is for you too!

Isn't Amateur Radio out of date?
Not at all. Amateur Radio is using new technologies and techniques all the time. Amateur Radio is always evolving. Not so long ago we were all using vacuum tubes, now we're into Software Defined Radios. Keep up with the latest technologies. Get into it today.

Isn't Amateur Radio boring?
Never. There are always new people to meet and new things to do. Even our shortwave bands work. For example: "Today it was good to talk to Tony in New Zealand. But this evening, tomorrow I think I'll try to bounce my signals off an aircraft or a meteor shower." You find out about all the new things to do and details of upcoming events just by listening to the news broadcast.

Is Amateur Radio a sport?
Actually it is! There are lots of friendly local and international contests. Tomorrow I think I'll try to bounce my signals off an aircraft or a meteor shower. You find out about all the new things to do and details of upcoming events just by listening to the news broadcast.

Is Amateur Radio challenging?
Well, how about making a contact with someone from the other side of the world? Or making a contact with someone from the other side of the world? Or making a contact with someone from the other side of the world?

Is Amateur Radio for Blokes?
Definitely. How else can you Chat with all your mates about their new weekend Amateur Radio project, or get them all to come over to your new BIG RIG, or get them all to come over to your new BIG RIG, or get them all to come over to your new BIG RIG?

Is Amateur Radio for Sheilas?
Absolutely. Join the Australian Ladies Amateur Radio Club. Success! Fully fight off a "dog" and get them all to come over to your new BIG RIG, or get them all to come over to your new BIG RIG, or get them all to come over to your new BIG RIG?

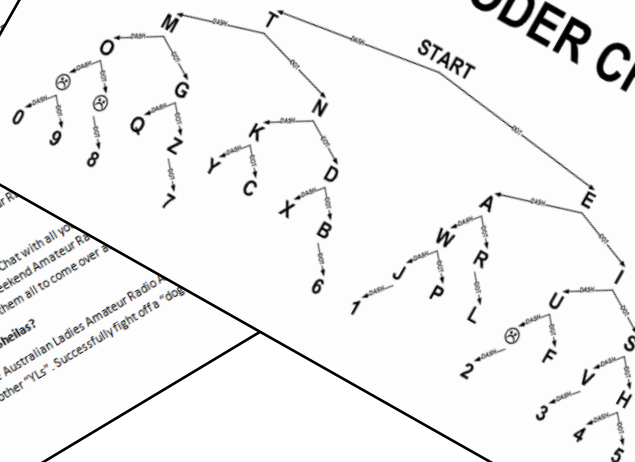
INTERNATIONAL MORSE CODE

LETTERS		NUMBERS	
A	· — · —	1	· — — —
B	— · — —	2	· · — —
C	— — · —	3	· · · —
D	— — — ·	4	· · · ·
E	· — — —	5	· · · · ·
F	· · — —	6	— · — —
G	· — · —	7	— · · —
H	· · · —	8	— · · ·
I	· · — —	9	— · · · ·
J	· — · — ·	0	— — — —
K	— · — ·		
L	· — — ·		
M	— — — —		
N	— · — —		
O	— — — —		
P	— · — ·		
Q	— — · —		
R	· — — ·		
S	· · — —		
T	— — — ·		
U	· · · —		
V	· · · ·		
W	· — · —		
X	— · — ·		
Y	— — · —		
Z	— — — ·		

CAN YOU SPELL YOUR NAME IN MORSE CODE?
WHAT DOES THIS SAY?



MORSE DECODER CHART





Amateur radio books, magazines, brochures and cards



FIRE PREVENTION WORKS
CURRENTLY UNDERWAY IN THE PARK

PARK INFORMATION 13 1963 www.parkweb.vic.gov.au

Healthy Parks
Healthy People

Parks
VICTORIA

**Dandenong
Ranges**
National Park

Welcome

PARK INFORMATION 13 1963

Parks
VICTORIA

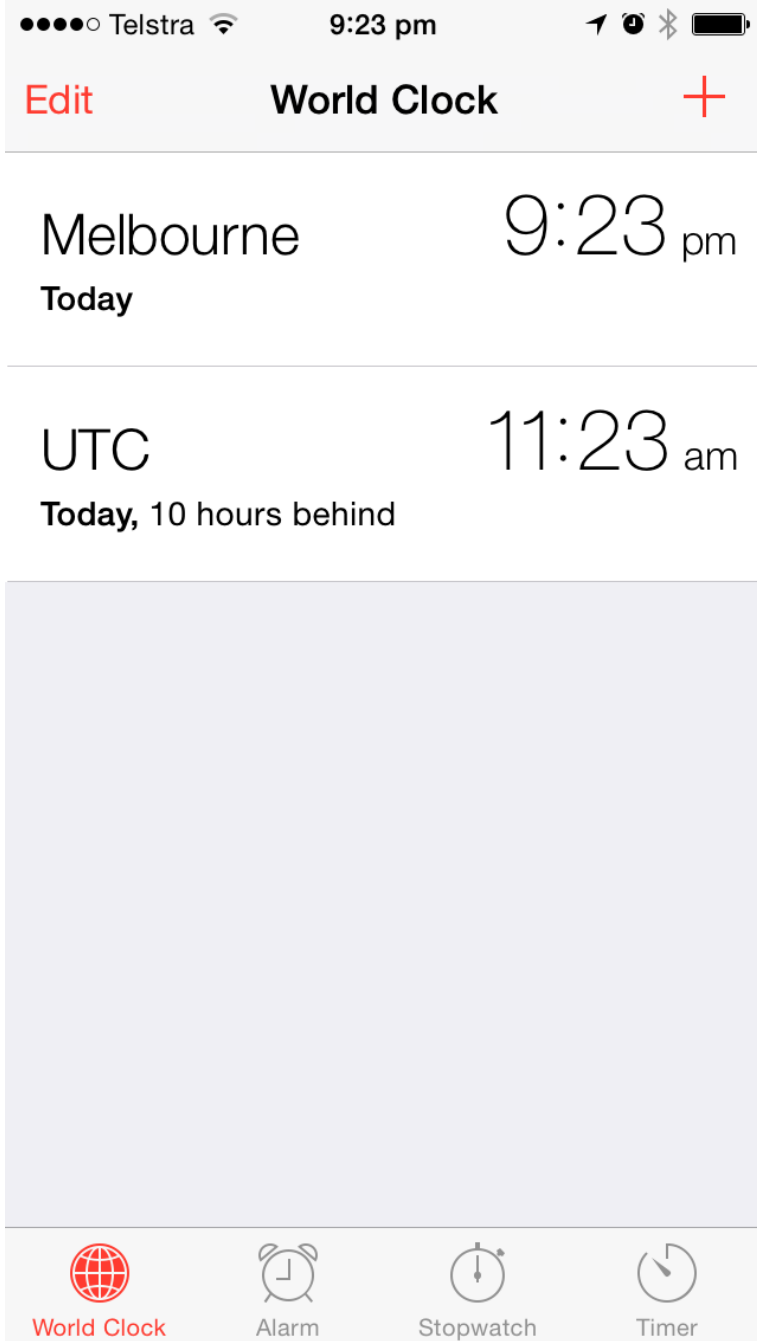
Being seen in the Dandenong Ranges National Park



Being seen on the International Lighthouse and Lightship Weekend

Be smart

- Use a mobile network and your smartphone apps for everything else including...
- Make emergency calls, phone calls, send and receive via SMS, E-Mail, Skype, EchoLink
- Get the date and time (in UTC). Find your scheduled appointments and contacts.
- Check the weather forecast, weather radar and bushfire alerts (FireReady)





Time and Weather Apps

Be smart

- Use notes for your checklists and itineraries. Keep detailed notes on what worked and didn't work.
- Locate yourself and navigate with GPS, Google Maps and broadcast your position with APRS
- Find nearby repeaters and IRLP nodes. Run BPSK31 from your phone.
- Use a logbook app to store and upload your QSOs to QRZ or eQSL or LOTW

●○○○○ Telstra 9:32 pm 85%

 VK3FOWL's Log 

CONTACTS (8)

07/06/2014 05:12 GMT >
VK2QR 7.118 SSB

07/06/2014 02:31 GMT >
VK3VTH 7.085 SSB

07/06/2014 01:39 GMT >
VK1EM 7.090 SSB

07/06/2014 01:06 GMT >
VK1NAM 7.100 SSB

07/06/2014 00:57 GMT >
VK2QR 7.085 SSB

Search Sort Tools

●○○○○ Telstra 9:32 pm 85%

Cancel 2 of 8 Save

2014-07-06 02:31:01 +0000 Now

7.085 SSB

VK3VTH Look up

SRST: 59 RRST: 58

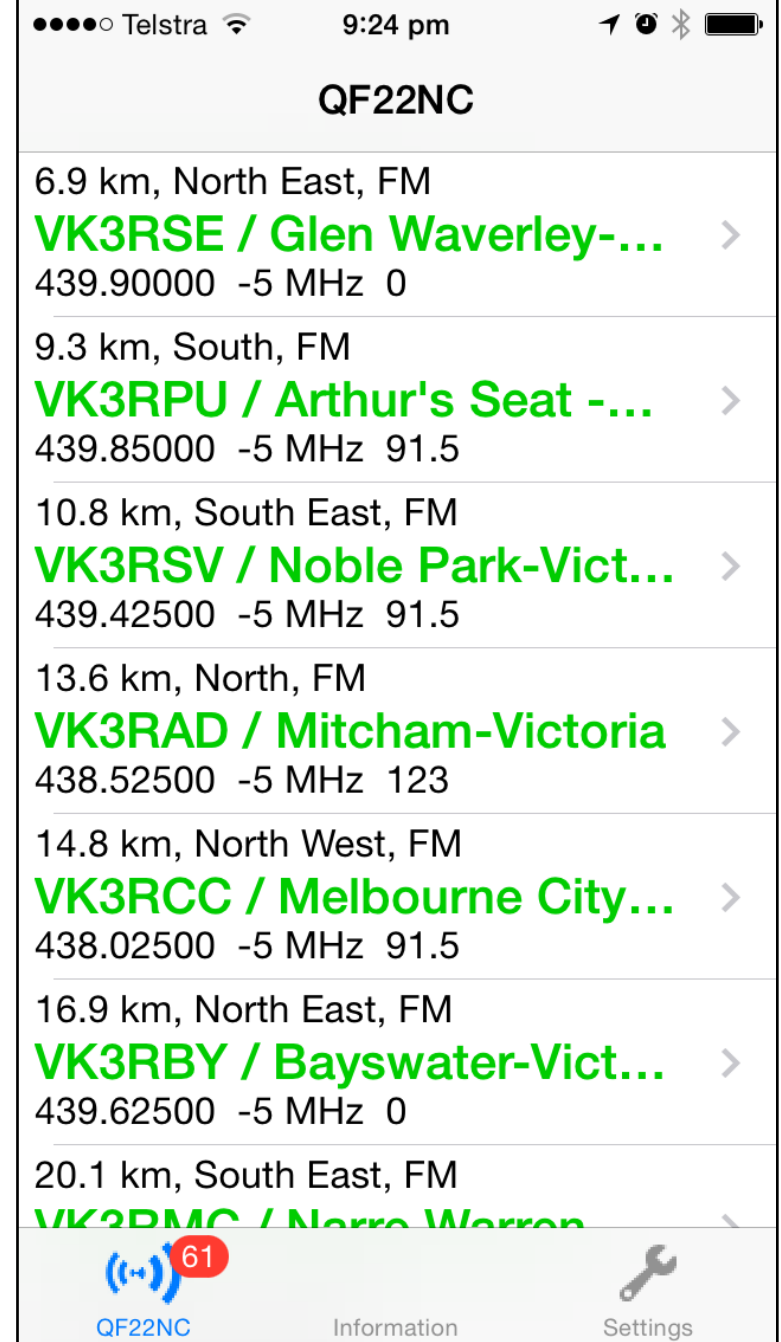
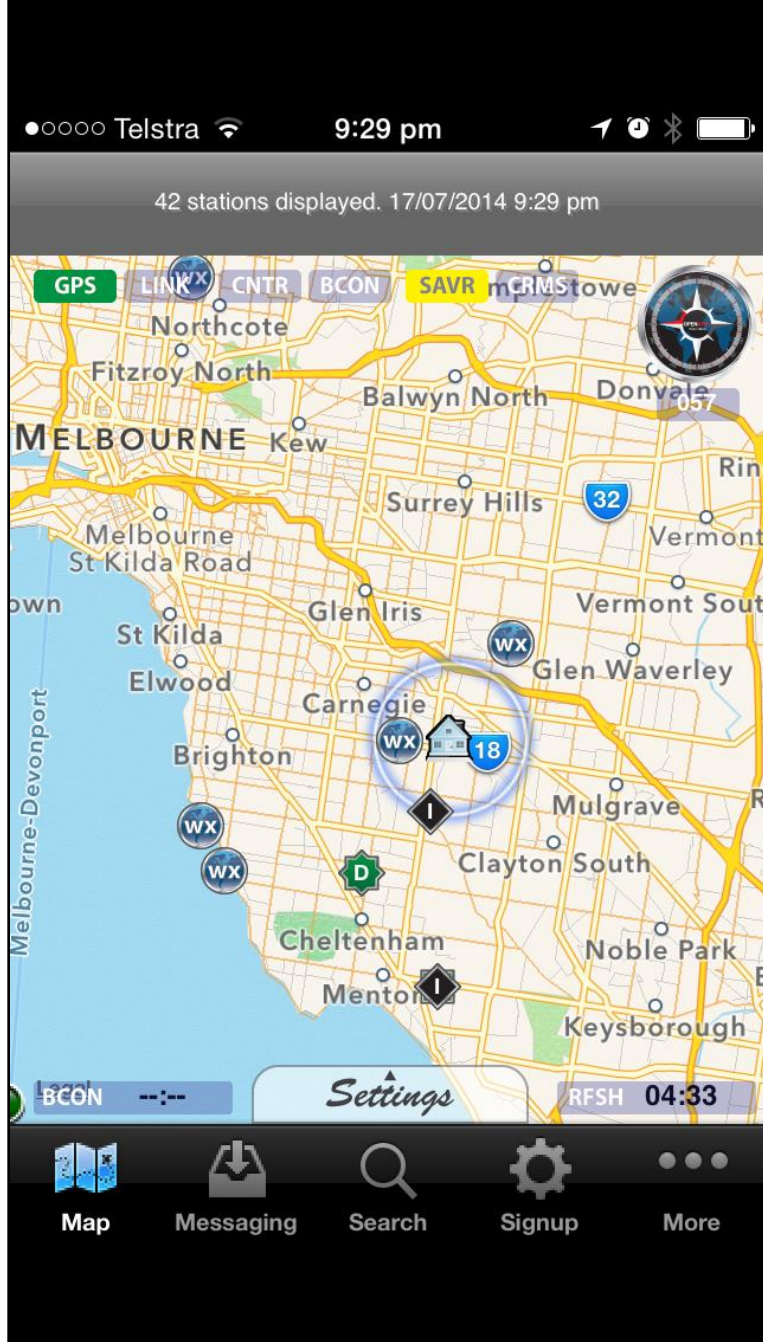
Tony Hambling

VK3FOWL PWR: 10

TARRA-BULGA NATIONAL PARK

Tools

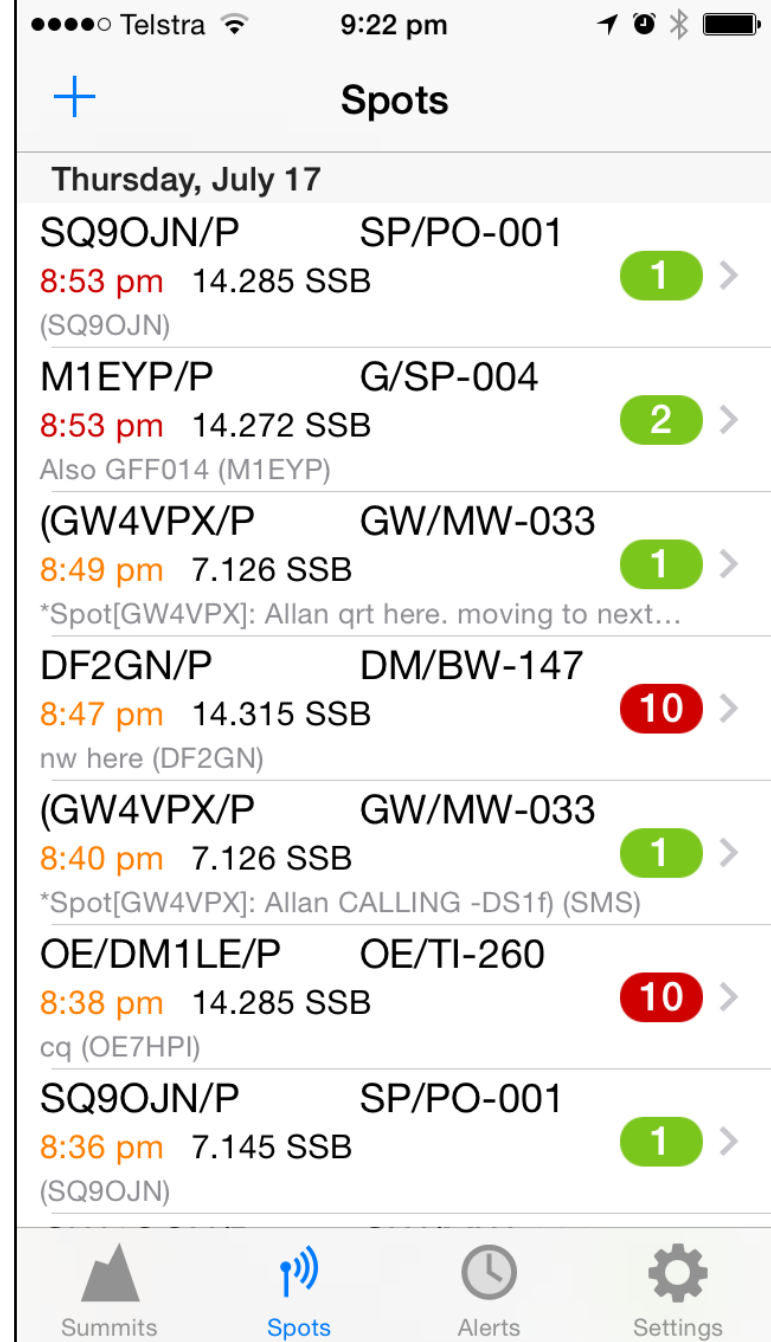
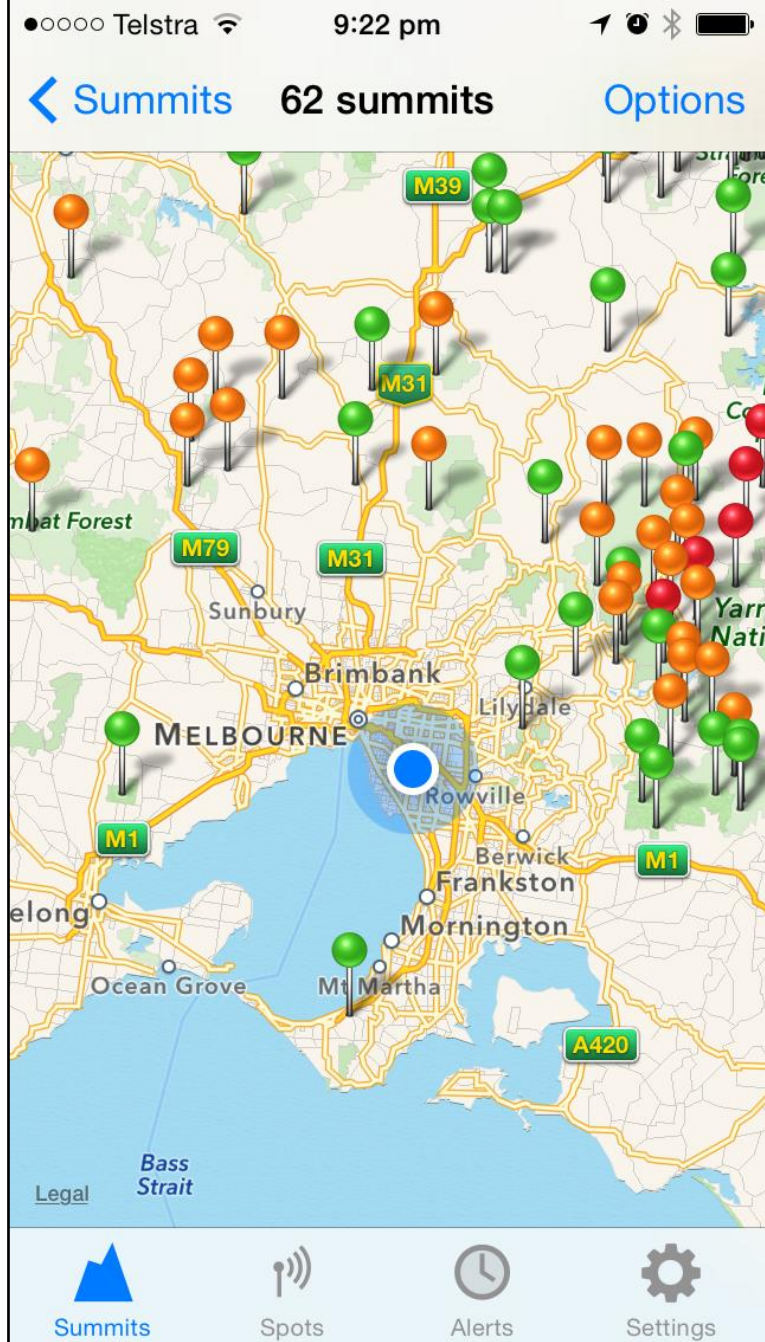
Logbook App



APRS and Repeater Apps

Be smart

- Find out who's on with SOTAwatch, Parks N Peaks, Yahoo Groups and the DX Cluster
- Google information about local events, attractions and accommodation
- Make on-line bookings and do Internet banking



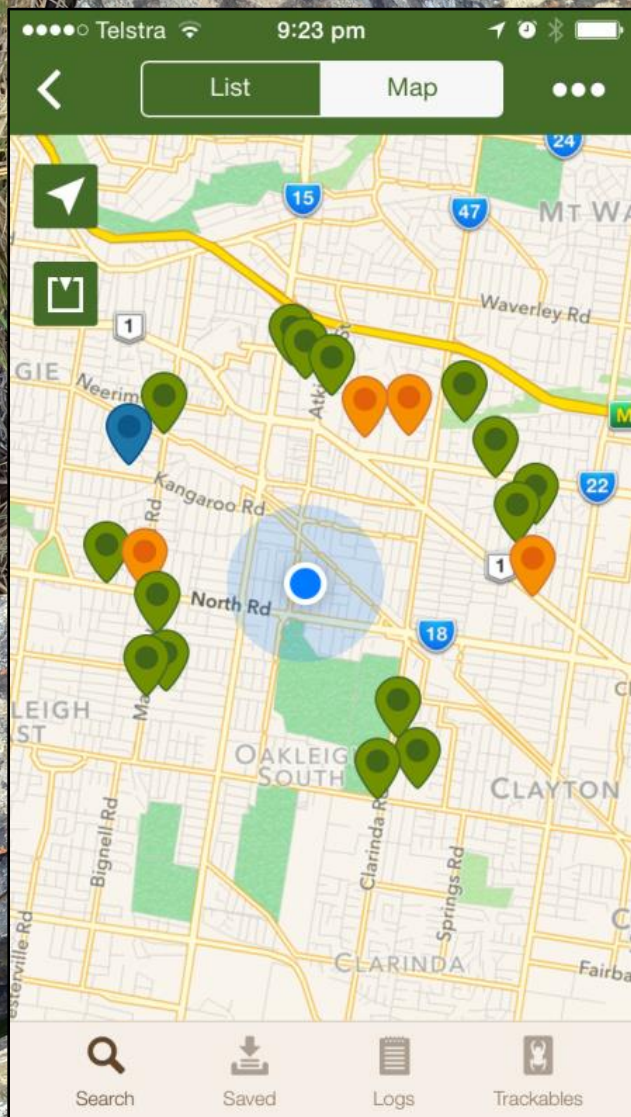
Summits On The Air App

Be smart

- Take pictures and video of your expedition with the camera
- Try Geocaching during the day and Star Walk at night
- Run home surveillance and home control apps
- Run a WiFi Hotspot for your other mobile devices. Get accurate NTP time for JT65.



Geocache with trinkets, logbook and pencil



Geocaching App and Geocache by the beach



For James' GEOCACHE SITE. PLEASE READ
Congratulations, you've found it! Intentionally or not!
What is the hidden container sitting here for? What is this
you may have with all these things in it?
This is a worldwide game dedicated to GPS (Global
Positioning System) users, called Geocaching. The game
involves a GPS user hiding "treasure" (this
can be anything you like) and publishing the exact
location so other GPS users can come on a "treasure
hunt". The only rule is you must write without your
name.

Sie2 Head's
5-8-2013
dgers & Mrs.
9. 13
this the hard way ->
ident) came back around
ld from truck.
ad hide, though I prefer
big tree behind us!
t ☺ took Sea Horse.
Funnyowl 30/9/2013
3:55 pm

Geocache in the bush

Get going

- Get your smartphone and a \$50 portable VHF/UHF handheld and get going, it's too easy
- Add a spare battery and car charger for extended operation
- Add a magnetic base antenna for mobile operation
- Add a portable Yagi antenna for mountain-top operation



Minimal portable operation setup

Get going

- Get your portable HF setup going next: You'll need a battery, HF rig and wire antenna
- Experiment with different rigs and batteries: Power vs weight might be important to you
- Experiment with different antennas, rigging and portable masts (e.g. squid poles)
- Get serious about road-trips with a proper mobile HF/VHF/UHF setup



SOTA setup with a KX-3, LiFePo4 battery and speaker/amplifier



KX-3 on Flinders Peak



FT-817 on Mt Piper



Mobile setup at Churchill NP



Mobile setup at Wilson's Prom



New mobile antenna

Get going


- Experiment with 12V cabling, auxiliary batteries and mobile antennas
- For weekend/contest work you'll probably need auxiliary power and heavy antennas
- Experiment with generators, solar panels, better antennas and higher masts
- Don't forget CW and digital modes. That's where the DX is.
- Experiment with a laptop, rig interface and different digital modes: Try JT65 and BPSK31.



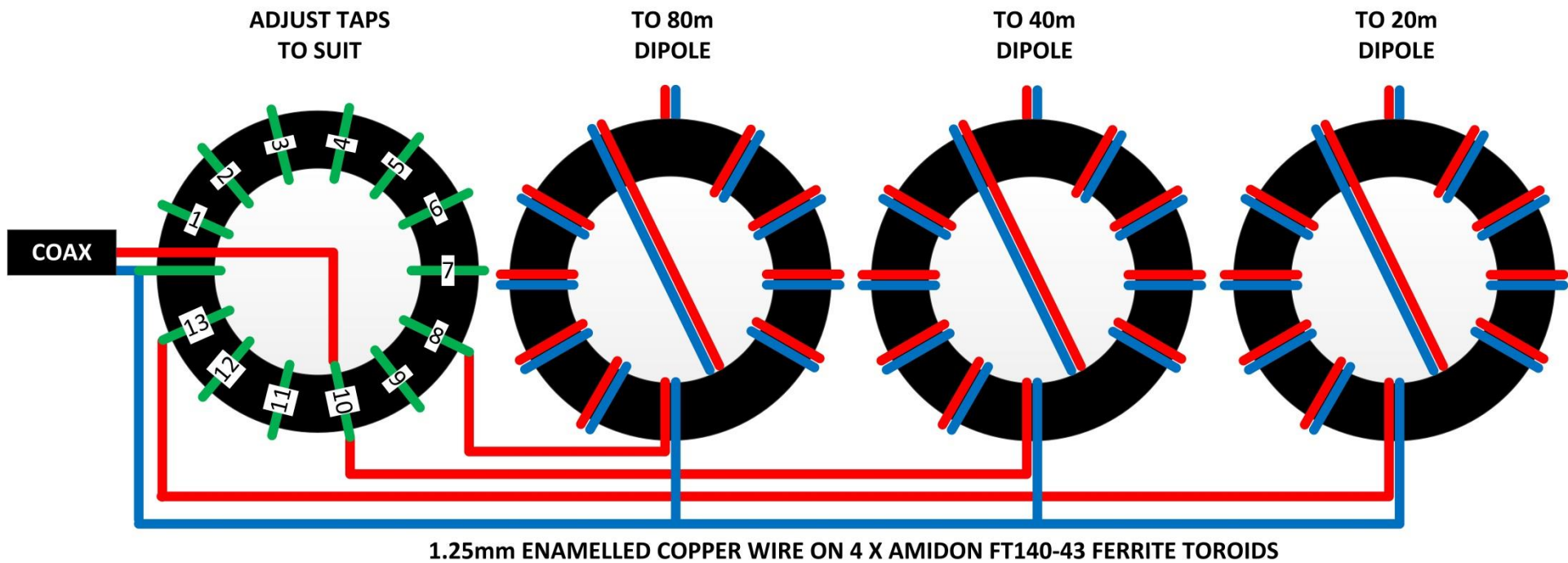
400W solar and 240aH batteries for weekend operation



Rigs for weekend operation



Heavy duty triband fan dipole for weekend operation




Feed system for fan dipole



Rigging the fan dipole

ARCTIC OCEAN



Triplexer for simultaneous 80/40/20m weekend operation



Masts for weekend operation

Have fun

- There are many activities specifically for portable operation
 - Awards: KRMNPA, VKWWFF, LGA
 - Contests: SOTA, IOTA, JMMFDC
 - Weekends: ILLW, IMW, IAAW, PR4ARW
- And many others which can also be worked while portable



Working National Parks for KRMNPA/WWFF



Working Mt Bunninyong for SOTA



Working French Island for IOTA



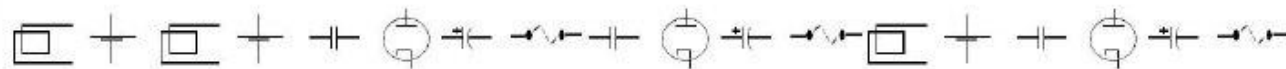
Working Mt Donna Buang for JMMFDC



Working Queenscliff White Lighthouse for ILLW



Working Melbourne Museum for IMW



International Museums Weekend 2014

14th-15th & 21st-22nd June



The Museums Award

This is to Certify That

VK3FOWL

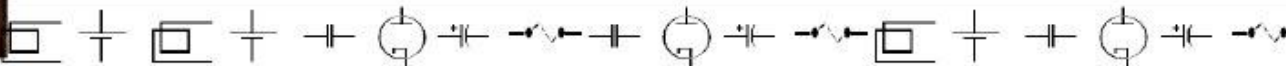
Took Part in the above event from

Melbourne Museum

Registered Museum No **5285**

Award # **49**

Award Manager *Hans-Jürgen Schmelzer*



Go portable and get your own participation certificates!



John Moyle Memorial Field Day 2014

Awarded to:

Julie Gonzales

VK3FOWL/P

For Sixth Place

As a Portable Station

Single Operator, Phone Only, HF Band Operation and 6 Hour Categories

With a Score of 134 Points during 67 Contacts

Congratulations

President:

Date: 14/5/2014

Contest Manager:

Go portable and get your own contest certificates!

Amateur Radio

Volume 82
Number 9
September 2014
Price: \$9.70 Incl GST
www.wia.org.au



- Digital ATV in SA
- ATV reception with a cheap dongle
- Power Meter kit: EMR measurements



**Promoting amateur radio on the
International Museums Weekend**



Go portable and write AR articles and blogs about it!

Learn more

- Avoid nightmare tangles in any long coiled antenna wires: Use PVC tape or Velcro cable ties.
- Check your antennas with an antenna analyser. Height and surroundings effect feed impedance.
- Bring tools, spares parts, wire and feed line to repair any broken antennas and cables
- Bring adapters and cables to connect any battery to any rig to any antenna



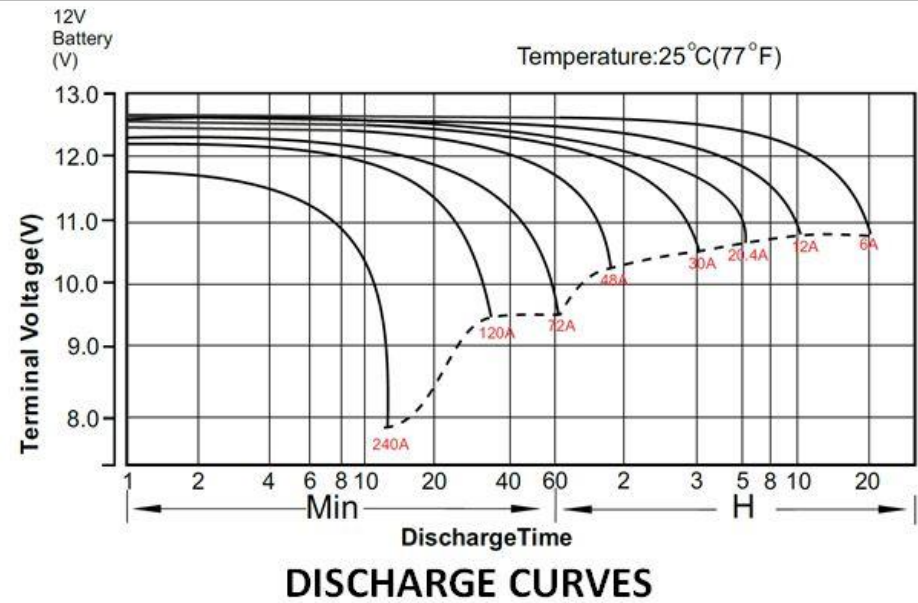
Tool kit for portable operation

Learn more

- For mobile operation: Design your own 50 amp DC distribution system using Anderson connectors
- Take handhelds on bushwalks. Have several in a hiking group. Leave one in the car.
- Use an auxiliary battery isolator switch and Low Voltage Disconnect unit to avoid flat car batteries



12V DEEP CYCLE BATTERY (X2)



50A BATTERY CABLE (X2)



50A ANDERSON CONNECTORS

Bigger batteries and cabling for mobile operation



MAIN BATTERY FUSES (X2)



AUXILIARY BATTERY ISOLATOR SWITCH



LOW VOLTAGE DISCONNECT




12V CIRCUIT BREAKER (X2)

Safety equipment for mobile operation



50A EXTENSION LEAD



400W 12V SOLAR PANELS




SOLAR CHARGE CONTROLLER



POWER METER

Solar equipment for mobile operation



DC distribution cables

Learn more

- Use a safe and legal antenna line launcher: Try our RoboStick™ MkII.
- Be gentle to trees: Use thick rigging lines and cam-buckle webbing straps to attach antennas to trees
- Tape squid poles at each joint to avoid the catastrophic collapse scenario.
- Remove the top section of a 10m squid pole – you can use it to toast marshmallows
- The heaviest flat-top dipole on two 9m squidies is 20mx22AWG, an FT50-43 balun and RG178 (2mm)

DETA ELECTRICAL 20MD -10/60 AS/NZS2053 21.09.2013.11.19

districb



NO ENTRY
AUTHORISED
PERSONS ONLY

Robostick™ Mk II and safety equipment

Learn more

- Read the relevant contest rules thoroughly, every year. They change.
- In contests use a CQer on one band while tuning around on another band
- Use paper logs and a waterproof pen for contests. Transfer to the Internet later.
- A JetBoil™ and 300ml water bottles is the quickest way to make a hot drink for two on a cold day



JetBoil™ and Homebrew CQer

Learn more

- Avoid smoky campfires and mosquito infested swamps
- Bring extra dry clothes, socks and shoes. Bring gloves for antenna work on cold mornings.
- Test your guy ropes and pegs regularly
- Use the minimum power to get the job done. Be prepared for high current drain on digital modes.



Portable masts, pegs and PackReels™

Learn more

- Position solar panels for maximum insolation. Avoid some noisy MPPT and PWM controllers.
- USB chargers and laptop car adapters are noisy. Try parallel-wound toroids and caps on the input.
- Use a gas-capsule lightning arrestor, a ground rod and heavy ground wire
- Drive a 1.5m ground rod, near horizontally just under the surface of hard soil, and add water
- Use short cam-buckle straps to tie together your radio equipment into one easy-to-hold device



Making base equipment portable

The End – Thank You

